



PortablePET™

INSTRUCTIONS

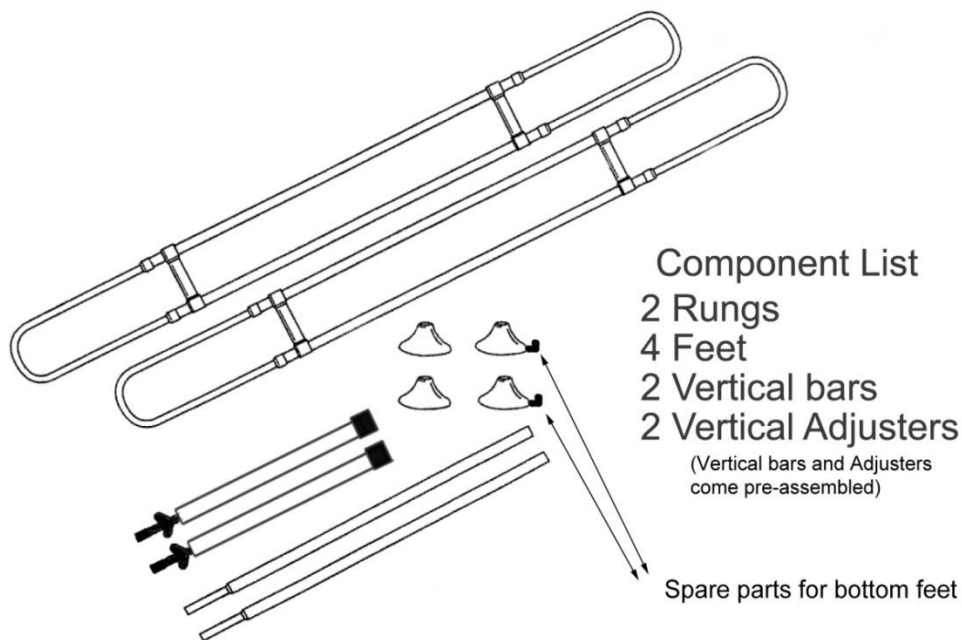
BEFORE YOU BEGIN

The simplest way to make your Pet Partition perform at its best is to read the instructions. Follow these assembly recommendations, and use the product only for its intended use. Once you have opened the box, make sure all the components are enclosed. If you find a discrepancy, call us and we will help with any issues or questions.

Toll Free 888-722-5240



Scan QR Code for Video of Installation:




2222 Queen Street Bellingham, WA 98229-4753

Ph: 360.756.2411 Toll Free: 888.722.5240 Fax: 360.756.2414

www.heininger.biz Email: sales@heininger.biz

1



Insert vertical tubes, through plastic brackets

2


Insert the bottom of the vertical bar into the foot. Repeat with second vertical bar.



There should be a foot on the end of each vertical adjuster

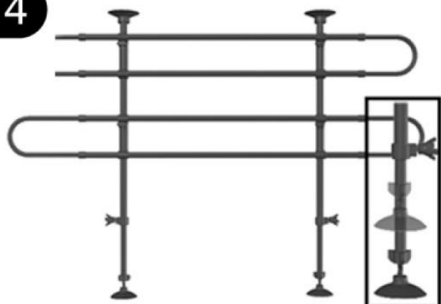
3

Install the 2 remaining feet to the top of the 2 vertical bars

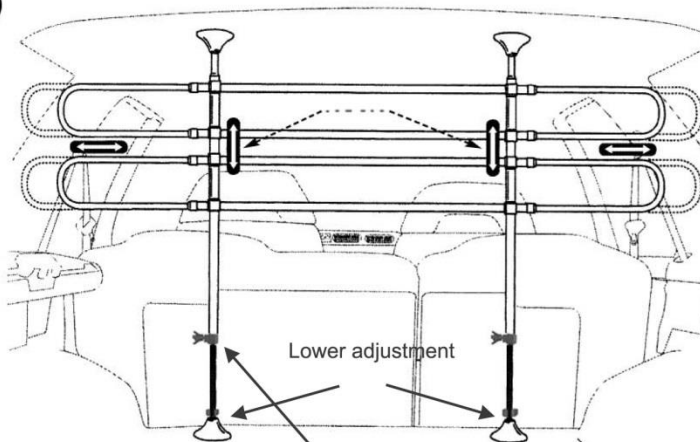


Center the Pet Partition in your vehicle as pictured below

4



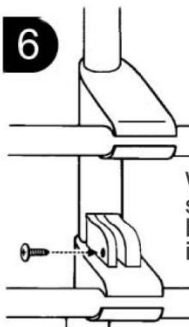
5



Make sure the rungs are level and spaced evenly apart.


Adjust the height of the Pet Partition by using the height adjustment knobs shown here. Once the Pet Partition is in place, secure it by adjusting the lower adjustment until it is firmly in place. (turn counter clockwise)

6



When the Pet Partition is centered and securely in place lock the rung position by tightening the phillips screw in the vertical plastic bracket. Tighten firmly.

Finished!



PortablePET

Two-Year Limited Liability, Warranty Policy

Heininger Holdings, LLC, warrants the original owner of each new PortablePET product against defects in workmanship and materials for two years from the date of purchase (at retail) of the product, provided it is purchased from an authorized PortablePET dealer. This Limited Two Year Warranty is not transferable and shall only apply to normal and ordinary use, for which the product was intended.

Warranty claims are to be made directly to Heininger Holdings and must be accompanied by a sales receipt or other appropriate proof-of-purchase document. Should this product or any part or accessory be determined by Heininger Holdings, to be defective and covered by this Limited Two Year Warranty, it will be repaired or replaced at the option of Heininger Holdings, without further charge. The cost of transportation to and from the Heininger warranty inspection facility for repair or replacement of any defective part and/or accessory and any related charges is not covered by this warranty, and is to be paid by the owner.

The warranty does not cover normal wear and tear, worn and normal use cosmetic blemishes, improper assembly, lack of maintenance, or custom alteration/installation of any parts or accessories not originally intended or compatible with the product as sold. The warranty does not apply to damage or failure resulting from an accident, abuse or neglect.

This warranty is given in lieu of all other expressed warranties, implied warranties, including without limitation implied warranties of merchandising ability and fitness for a particular purpose, and are limited to the duration and specification of this warranty. In no event shall Heininger Holdings, be liable for damages in excess of the purchase price of the PortablePET product, for any loss of use, loss of time, inconvenience, commercial loss, lost profits or savings or any incidental, special, consequential, direct or indirect damages arising out of the use or inability to use such product, to the full extent as such may be disclaimed by the law. Labor charges for part changeover are not covered by this warranty.



Like us on Facebook: <https://www.facebook.com/PortablePET>



Follow us on Twitter: <https://twitter.com/PortablePET>

See More Great items at: www.portablepet.com

2222 Queen Street Bellingham, WA 98229-4753

Ph: 360.756.2411 Toll Free: 888.722.5240 Fax: 360.756.2414
www.heininger.biz Email: sales@heininger.biz